

Angular correlations at PHOBOS

Wei Li

Massachusetts Institute of Technology

for the  collaboration

PHOBOS collaboration (July 2006)



Burak Alver, Birger Back, Mark Baker, Maarten Ballintijn, Donald Barton, Russell Betts, Richard Bindel, Wit Busza (Spokesperson), Zhengwei Chai, Vasundhara Chetluru, Edmundo García, Tomasz Gburek, Kristjan Gulbrandsen, Clive Halliwell, Joshua Hamblen, Ian Harnarine, Conor Henderson, David Hofman, Richard Hollis, Roman Hołyński, Burt Holzman, Aneta Iordanova, Jay Kane, Piotr Kulinich, Chia Ming Kuo, Wei Li, Willis Lin, Constantin Loizides, Steven Manly, Alice Mignerey, Gerrit van Nieuwenhuizen, Rachid Nouicer, Andrzej Olszewski, Robert Pak, Corey Reed, Eric Richardson, Christof Roland, Gunther Roland, Joe Sagerer, Iouri Sedykh, Chadd Smith, Maciej Stankiewicz, Peter Steinberg, George Stephans, Andrei Sukhanov, Artur Szostak, Marguerite Belt Tonjes, Adam Trzupek, Sergei Vaurynovich, Robin Verdier, Gábor Veres, Peter Walters, Edward Wenger, Donald Wilhelm, Frank Wolfs, Barbara Wosiek, Krzysztof Woźniak, Shaun Wyngaardt, Bolek Wysocki

ARGONNE NATIONAL LABORATORY
INSTITUTE OF NUCLEAR PHYSICS PAN, KRAKOW
NATIONAL CENTRAL UNIVERSITY, TAIWAN
UNIVERSITY OF MARYLAND

BROOKHAVEN NATIONAL LABORATORY
MASSACHUSETTS INSTITUTE OF TECHNOLOGY
UNIVERSITY OF ILLINOIS AT CHICAGO
UNIVERSITY OF ROCHESTER

Correlations & Fluctuations Workshop in
Florence, Italy



Overview

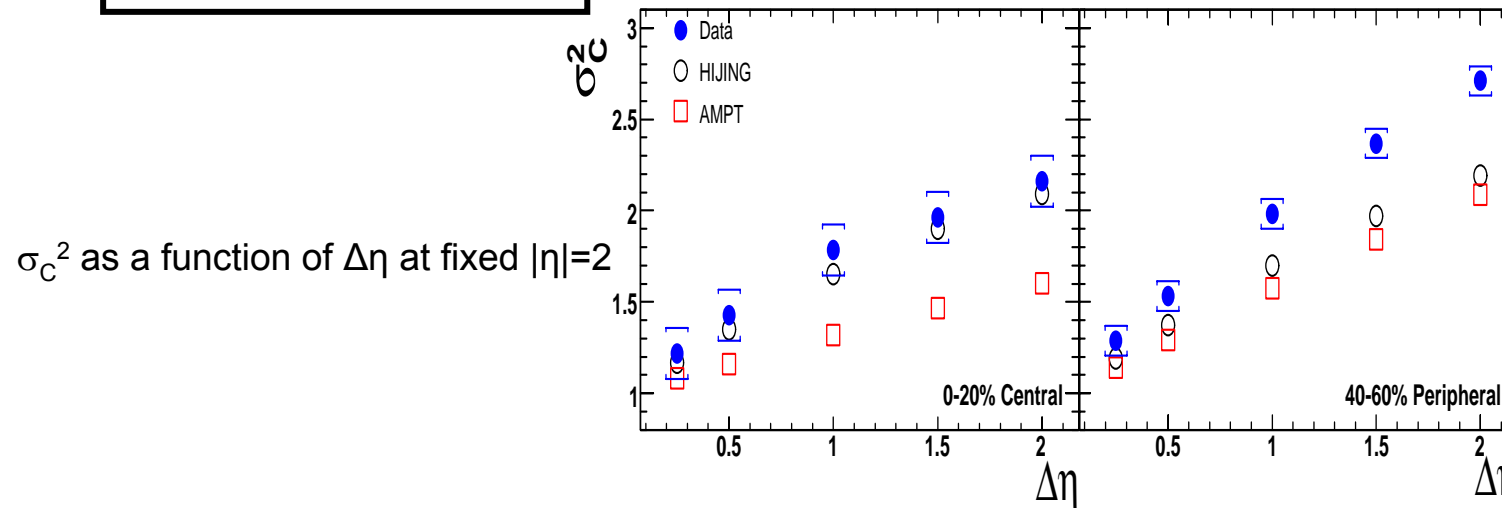
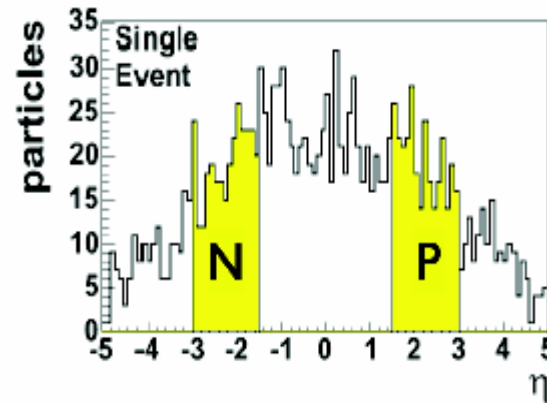
- Motivation: Clusters from F&B multiplicity correlations at PHOBOS;
- Two-particle angular correlation as another point of view to study in detail the multiplicity and shape of the clusters;
 - Definitions;
 - MC studies;
 - Cluster model and rapidity correlation function;
 - Other studies in HI collision;
- **In this talk, mainly the analysis technique will be discussed since results of PHOBOS data are not ready for publication yet.**

Clusters in F&B Multiplicity Correlations

$$C = \frac{P - N}{\sqrt{P + N}}$$

$$\sigma_C^2 \sim \langle K \rangle$$

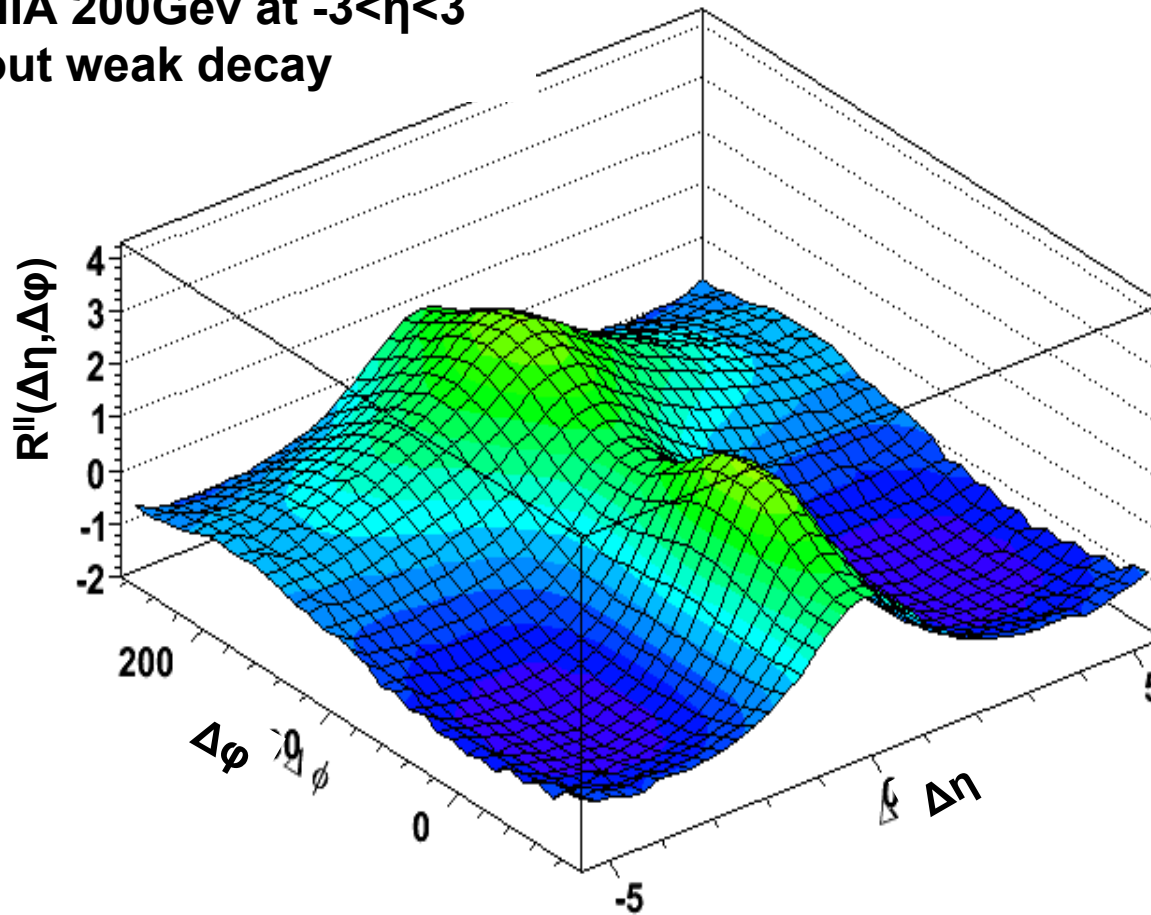
Cluster Multiplicity K



This topic will be discussed in more details in Constantin Loizides' talk

Two-particle angular correlations

PYTHIA 200Gev at $-3 < \eta < 3$
without weak decay



Two-particle correlation function (C.F.)

Inclusive two-particle correlation function:

$$R^{II}(\Delta\eta, \Delta\phi) = \langle (n-1) \left(\frac{F_n(\Delta\eta, \Delta\phi)}{B_n(\Delta\eta, \Delta\phi)} - 1 \right) \rangle$$

Foreground: $F_n(\Delta\eta, \Delta\phi) \sim \rho_n^{II}(\eta_1, \eta_2, \phi_1, \phi_2) = \frac{1}{n(n-1)\sigma_n} \frac{d^4\sigma_n}{d\eta_1 d\eta_2 d\phi_1 d\phi_2}$

Background: $B_n(\Delta\eta, \Delta\phi) \sim \rho_n^I(\eta_1, \phi_1) \rho_n^I(\eta_2, \phi_2) = \frac{1}{n\sigma_n} \frac{d^2\sigma_n}{d\eta_1 d\phi_1} \cdot \frac{1}{n\sigma_n} \frac{d^2\sigma_n}{d\eta_2 d\phi_2}$

Normalization relation:

$$\begin{aligned} \int F_n(\Delta\eta, \Delta\phi) d\Delta\eta d\Delta\phi &= 1 & \int \rho_n^{II}(\eta_1, \eta_2, \phi_1, \phi_2) d\eta_1 d\eta_2 d\phi_1 d\phi_2 &= 1 \\ \int B_n(\Delta\eta, \Delta\phi) d\Delta\eta d\Delta\phi &= 1 & \int \rho_n^I(\eta, \phi) d\eta d\phi &= 1 \end{aligned}$$



Two-particle correlation function

- $F_n(\Delta\eta, \Delta\phi)$ ➤ Represents two particle density distribution;
➤ Obtained by taking particle pairs from the same events;
➤ Integral is normalized to be 1.
- $B_n(\Delta\eta, \Delta\phi)$ ➤ A product of two single particle densities;
➤ Constructed by event-mixing which randomly selects particles from different but similar events. (vertex position, centrality etc.)
➤ Integral is normalized to be 1.



Two-particle correlation function

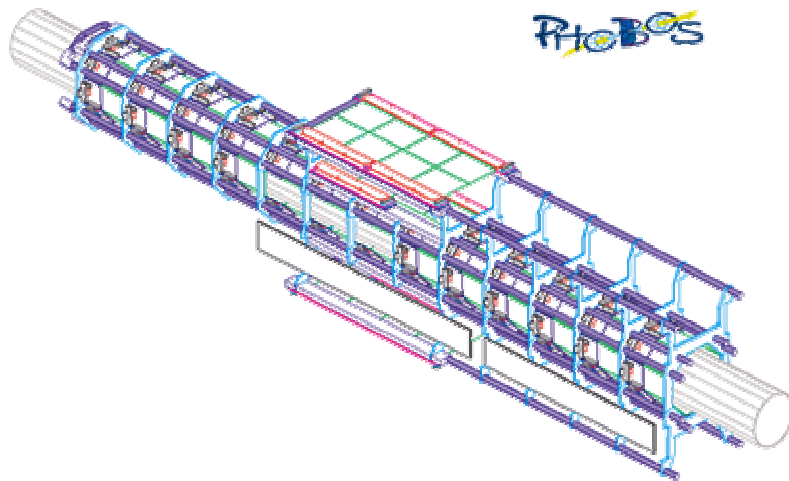
$F_n(\Delta\eta, \Delta\phi)$ ➤ Represents two particle density distribution;
➤ Obtained by taking particle pairs from the same events;
➤ Integral is normalized to be 1.

$B_n(\Delta\eta, \Delta\phi)$ ➤ A product of two single particle densities;
➤ Constructed by event-mixing which randomly selects particles from different but similar events. (vertex position, centrality etc.)
➤ Integral is normalized to be 1.

$$\ln R^n(\Delta\eta, \Delta\phi) = \langle (n-1) \left(\frac{F_n(\Delta\eta, \Delta\phi)}{B_n(\Delta\eta, \Delta\phi)} - 1 \right) \rangle :$$

➤ $F_n(\Delta\eta, \Delta\phi)$ is weighed by $(n-1)$ event-by-event and then averaged over all the events to avoid dilution of the correlations trivially due to high multiplicity;
➤ A division of background distribution will help cancel the inefficiency of the detector in the foreground distribution such as acceptance.

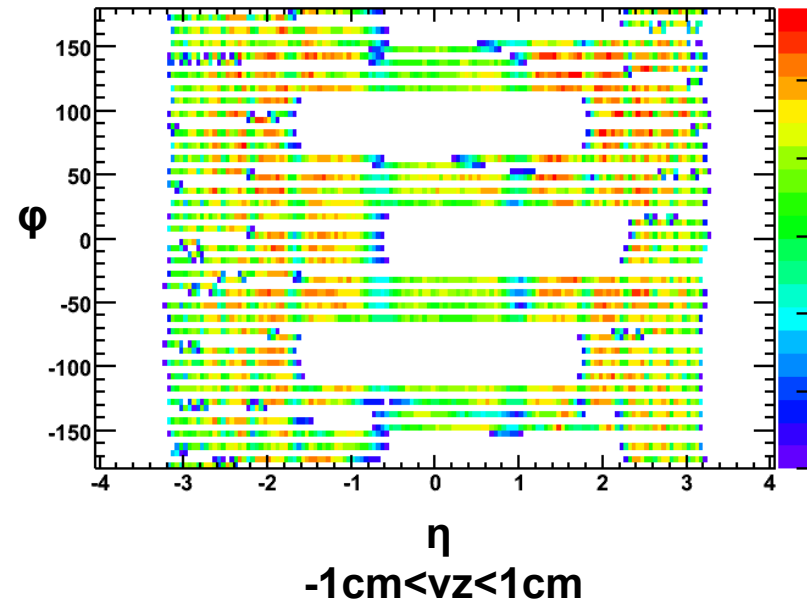
Background construction



Octagon detector:

η from -3 to 3 and almost full azimuthal angle

η - ϕ distribution of hits on the Octagon detector



Have to appropriately build mixed-event background to correct the acceptance:

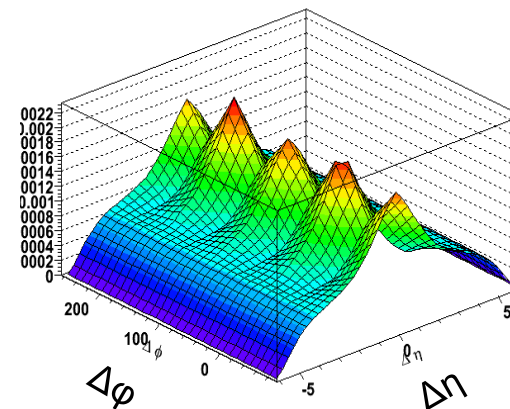
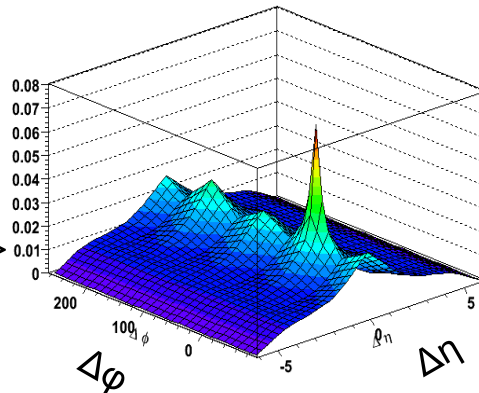
- Particles from different events;
- Event vertices within 0.5cm (vertex resolution) are mixed.;
- Events within same centrality bin are mixed (not necessary for pp);
- In practice, a pool of 30000 events is used for event-mixing and many pools are combined in the end.

Turning on the detector

Things don't seem to be very encouraging for a first look...

After incorporating the PHOBOS detector simulation to the raw generator:

Foreground:
 $\langle (n-1)F_n(\Delta\eta, \Delta\phi) \rangle$



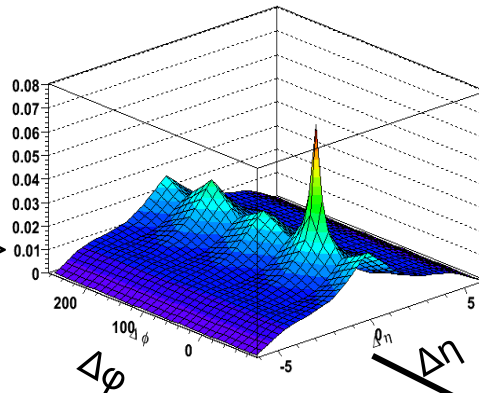
Background:
 $B(\Delta\eta, \Delta\phi)$

Turning on the detector

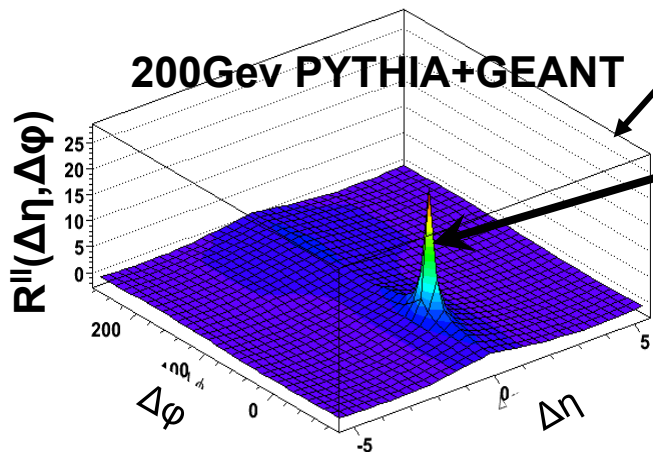
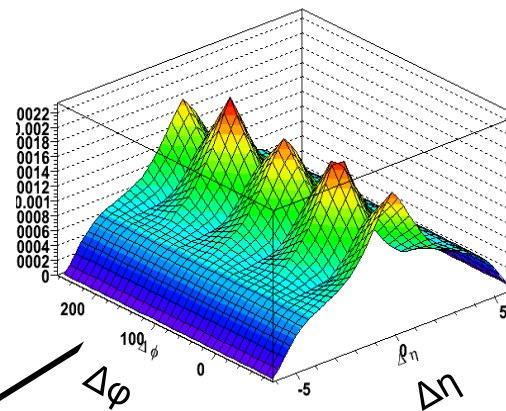
Things don't seem to be very encouraging for a first look...

After incorporating the PHOBOS detector simulation to the raw generator:

Foreground:
 $\langle (n-1)F_n(\Delta\eta, \Delta\phi) \rangle$



Background:
 $B(\Delta\eta, \Delta\phi)$

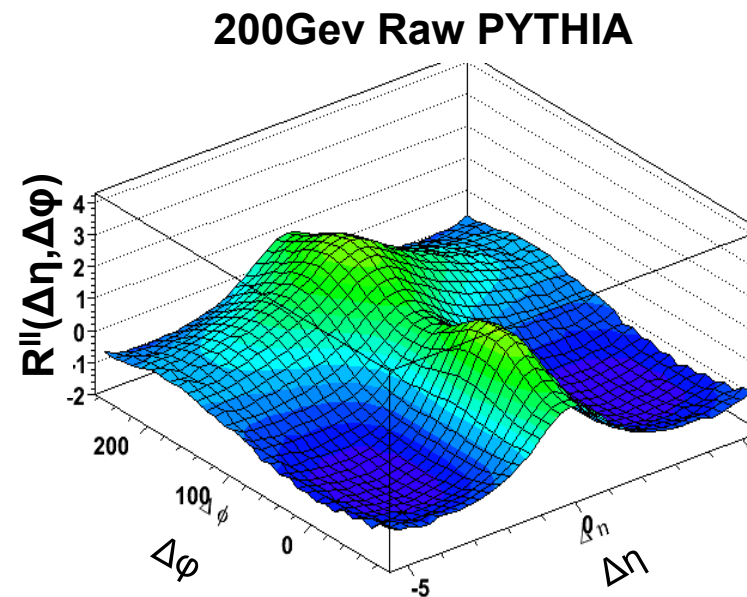
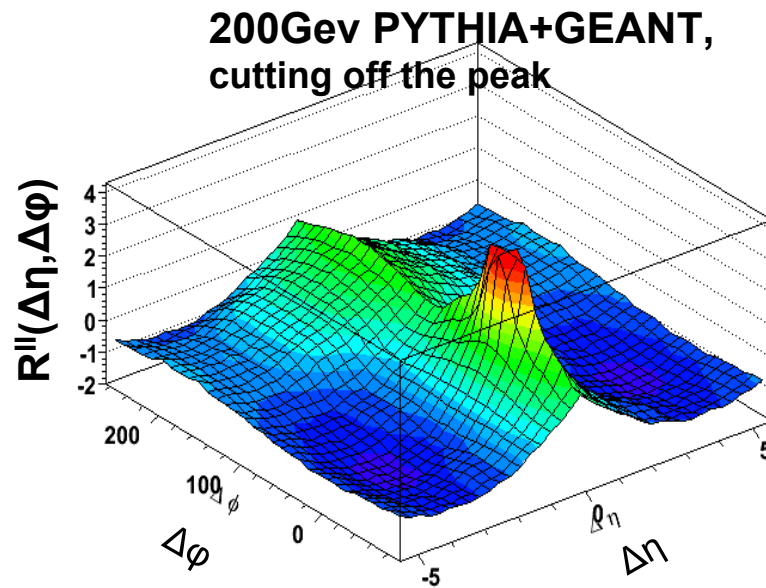


Peak at (0,0) suffering from secondary effects:
 Δ -electron(50%), γ conversion(40%) etc.

Since we have little information of the particles (only one hit), the secondary effects have to be corrected by MC simulation

Turning on the detector

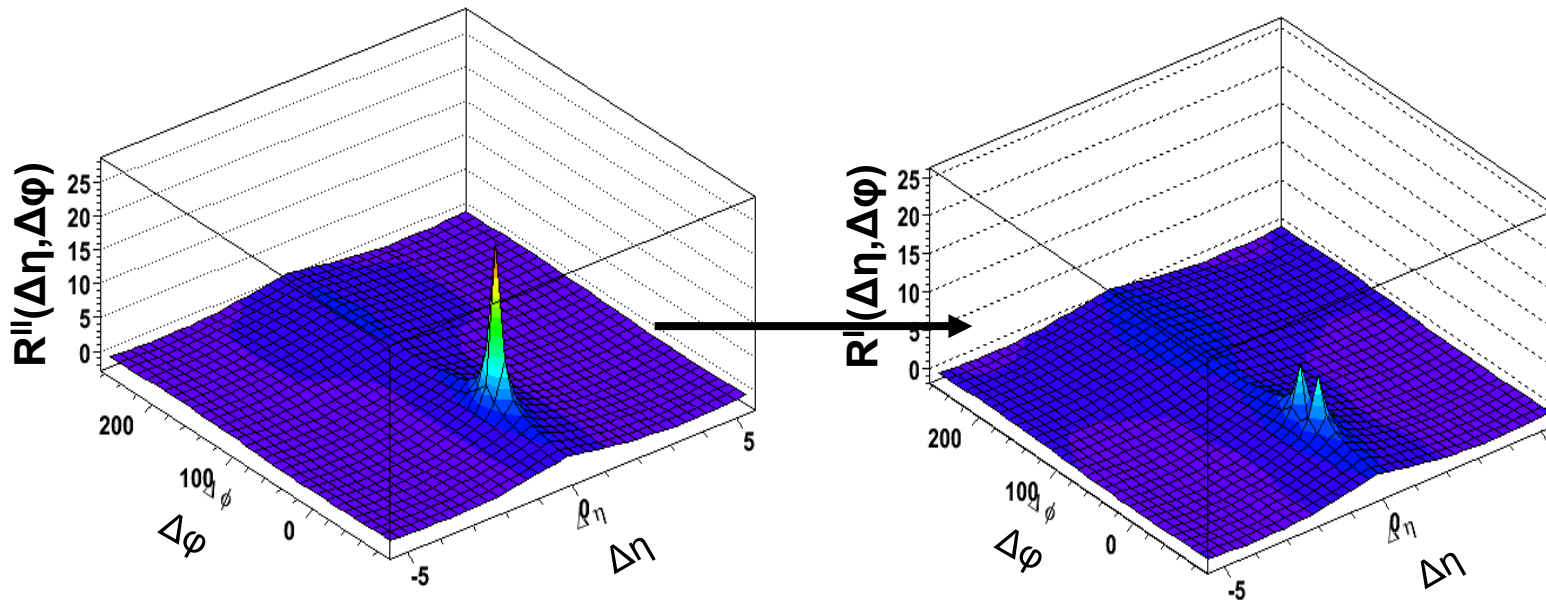
However, things are not actually too bad...



- Fortunately, the overall structure except the high spike doesn't get distorted very much.
- Secondary effects sitting on top of the actual correlations at $(0,0)$ need to be corrected.

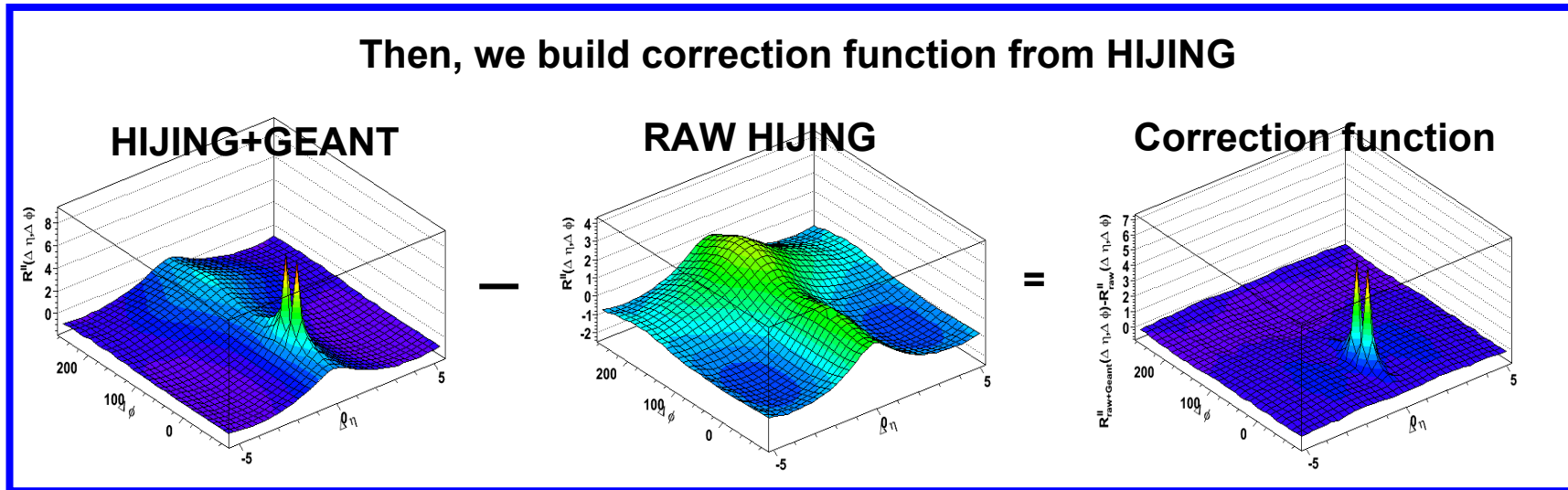
How to handle the high peak

First of all, we reject a small region of $|\Delta\phi| < 5.625, |\Delta\eta| < 0.3$ from both foreground and background which cause the biggest uncertainties based on MC simulation.

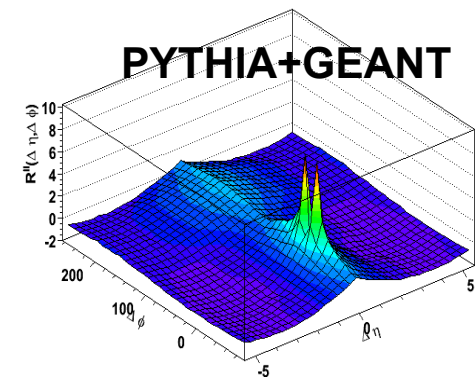
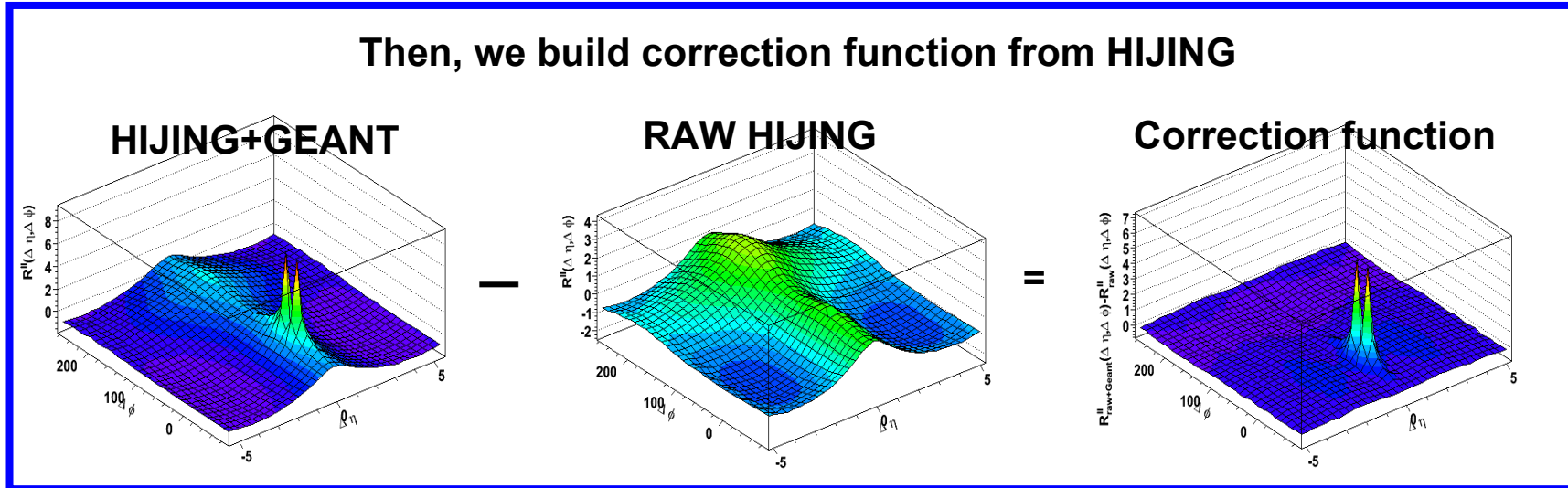


The physics we are going to study has a range of about 1 unit in $\Delta\eta$. Cutting off a small region won't cause too much loss of information.

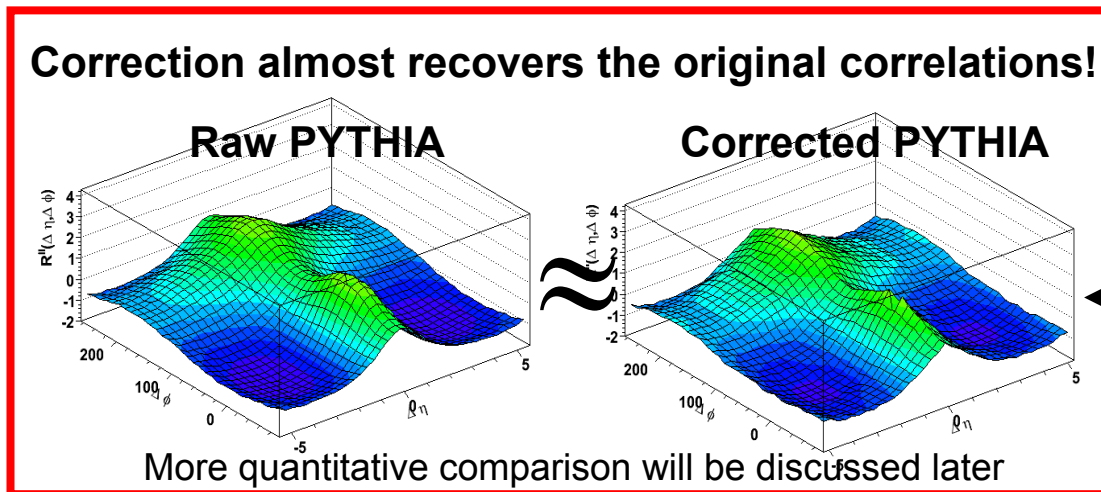
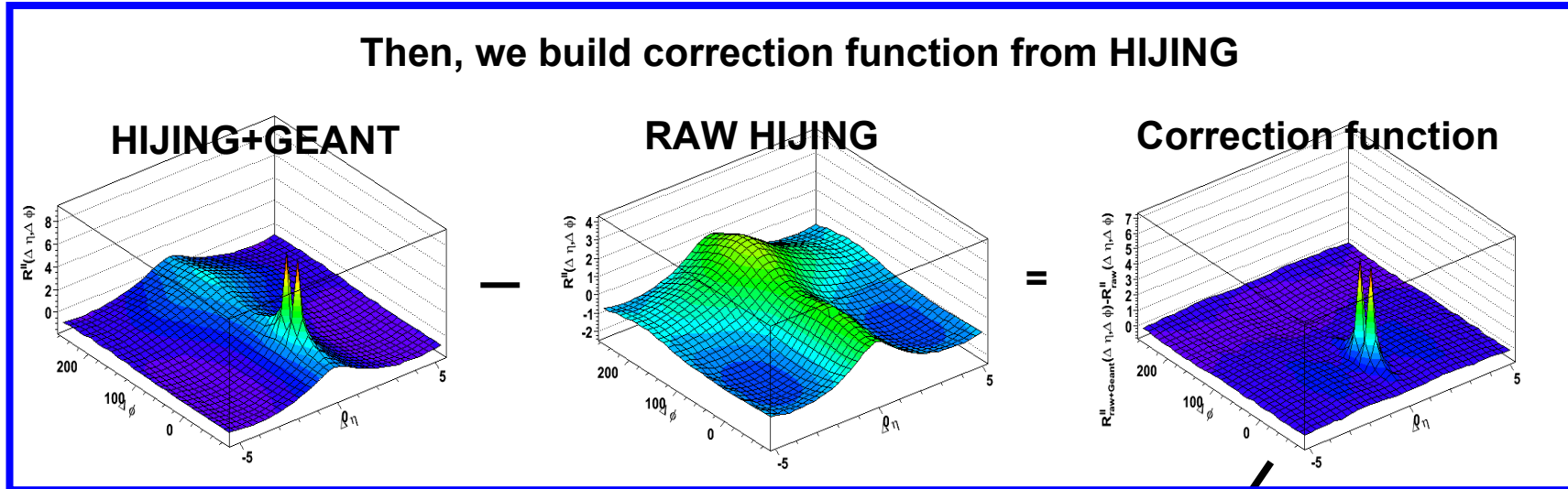
Correcting the secondary effects



Correcting the secondary effects



Correcting the secondary effects



subtracted

PYTHIA+GEANT

$R^{\text{II}}(\Delta \eta, \Delta \phi)$



What can we learn?

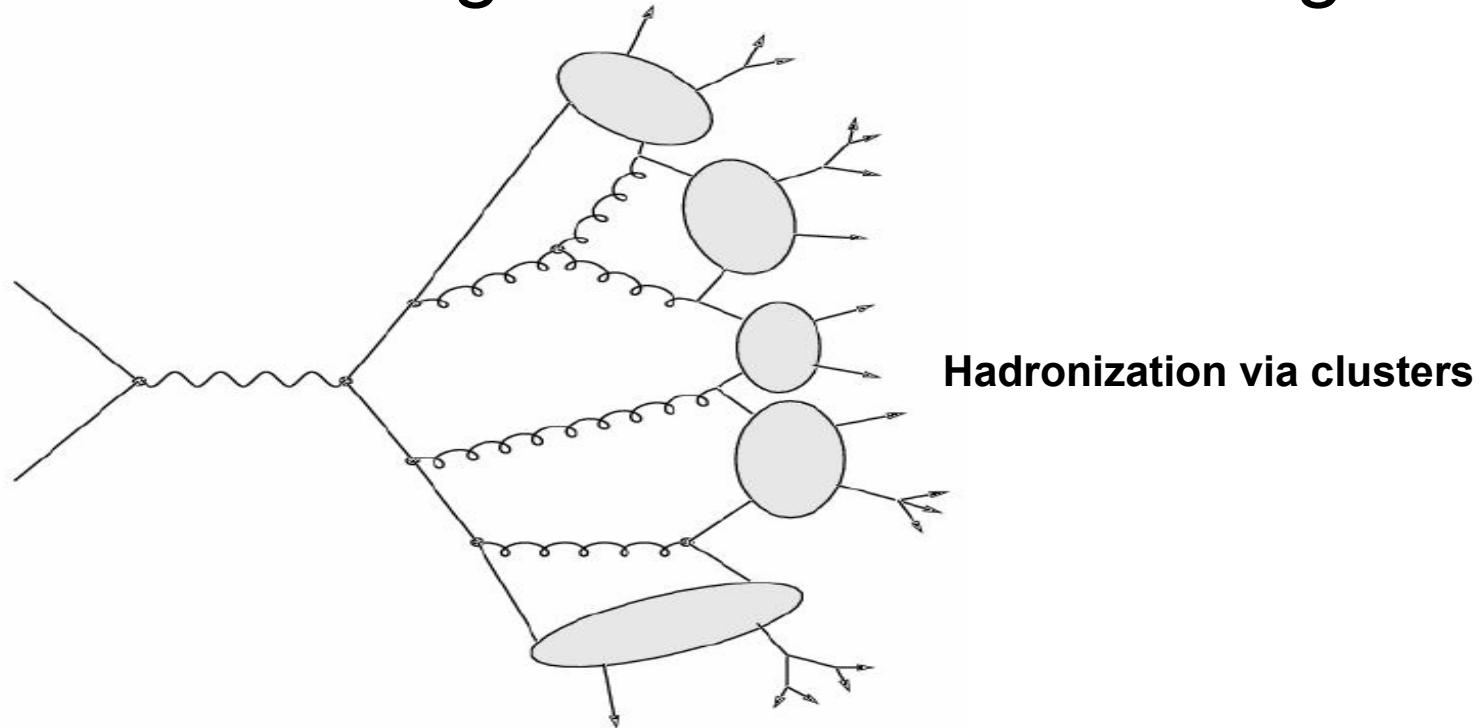
- Phenomenological model: Clusters;
- To quantitatively compare with the models by looking at 1D pseudo-rapidity correlation function:

$$R^{\prime\prime}(\Delta\eta) = \langle (n-1) \left(\frac{F_n(\Delta\eta)}{B_n(\Delta\eta)} - 1 \right) \rangle$$

$$F_n(\Delta\eta) = \int F_n(\Delta\eta, \Delta\phi) d\Delta\phi$$

$$B_n(\Delta\eta) = \int B_n(\Delta\eta, \Delta\phi) d\Delta\phi$$

Phenomenological model - Clustering



QCD and Collider Physics, p190, Ellis, Stirling and Webber, 1996

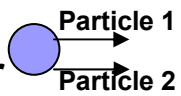
- **A phenomenological model of particle production in high energy collisions:**
 - **Non-perturbative gluons split into qqbar pairs;**
 - **Neighboring qqbar combine into color singlet cluster;**
 - **Clusters decay into final-state hadrons;**
- **Assumption of independent cluster emission**

Cluster model and Two-particle rapidity C.F.

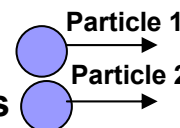
If there are c clusters in an event and k_i particles in a cluster, the two particle density:

$$\rho_n^{(II)}(\eta_1, \eta_2) = \frac{1}{n(n-1)} \sum_{c=1}^n P(c) \left\{ \sum_{i=1}^c k_i(k_i-1) \Gamma_{\eta_1, \eta_2}^{(2)} + \sum_{i \neq j=1}^c k_i k_j \rho_n^{(I)}(\eta_1) \rho_n^{(I)}(\eta_2) \right\}$$

Pairs from one cluster



Pairs from different clusters



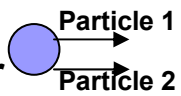
where $\Gamma_{\eta_1, \eta_2}^{(2)}$ is characterized by a Gaussian distribution: $\exp\left(-\frac{(\eta_1 - \eta_2)^2}{4\delta^2}\right)$ (Nucl.Phys.B, 78:541, 1974)

Cluster model and Two-particle rapidity C.F.

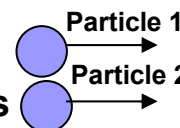
If there are c clusters in an event and k_i particles in a cluster, the two particle density:

$$\rho_n^{(II)}(\eta_1, \eta_2) = \frac{1}{n(n-1)} \sum_{c=1}^n P(c) \left\{ \sum_{i=1}^c k_i(k_i-1) \Gamma_{\eta_1, \eta_2}^{(2)} + \sum_{i \neq j=1}^c k_i k_j \rho_n^{(I)}(\eta_1) \rho_n^{(I)}(\eta_2) \right\}$$

Pairs from one cluster



Pairs from different clusters



where $\Gamma_{\eta_1, \eta_2}^{(2)}$ is characterized by a Gaussian distribution: $\exp\left(-\frac{(\eta_1 - \eta_2)^2}{4\delta^2}\right)$ (Nucl.Phys.B, 78:541, 1974)

Two-particle rapidity correlation function:

$$R^{II}(\eta_1, \eta_2) = \langle (n-1) \left(\frac{\rho_n^{(II)}(\eta_1, \eta_2)}{\rho_n^{(I)}(\eta_1) \rho_n^{(I)}(\eta_2)} - 1 \right) \rangle = \alpha \left[\frac{\Gamma_{\eta_1, \eta_2}^{(2)}(\eta_1, \eta_2)}{\rho_n^{(I)}(\eta_1) \rho_n^{(I)}(\eta_2)} - 1 \right]$$

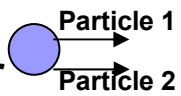
where: $\alpha = \frac{\langle K(K-1) \rangle}{\langle K \rangle}$

Cluster model and Two-particle rapidity C.F.

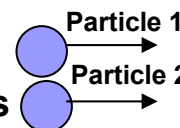
If there are c clusters in an event and k_i particles in a cluster, the two particle density:

$$\rho_n^{(II)}(\eta_1, \eta_2) = \frac{1}{n(n-1)} \sum_{c=1}^n P(c) \left\{ \sum_{i=1}^c k_i(k_i-1) \Gamma_{\eta_1, \eta_2}^{(2)} + \sum_{i \neq j=1}^c k_i k_j \rho_n^{(I)}(\eta_1) \rho_n^{(I)}(\eta_2) \right\}$$

Pairs from one cluster



Pairs from different clusters



where $\Gamma_{\eta_1, \eta_2}^{(2)}$ is characterized by a Gaussian distribution: $\exp\left(-\frac{(\eta_1 - \eta_2)^2}{4\delta^2}\right)$ (Nucl.Phys.B, 78:541, 1974)

Two-particle rapidity correlation function:

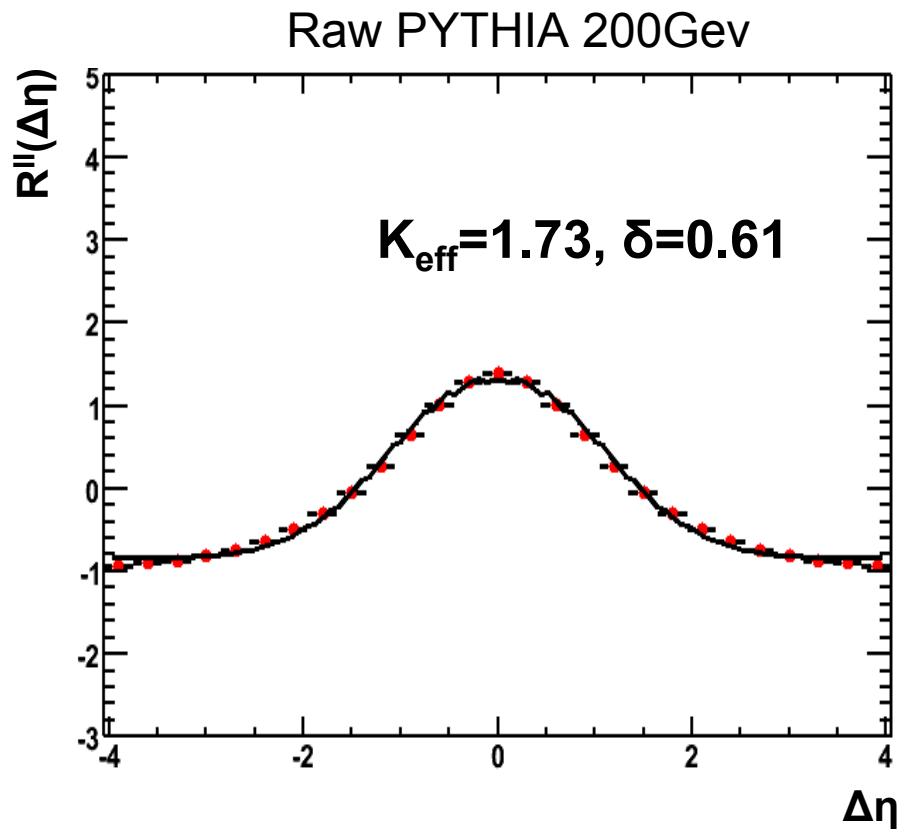
$$R^{II}(\eta_1, \eta_2) = \langle (n-1) \left(\frac{\rho_n^{(II)}(\eta_1, \eta_2)}{\rho_n^{(I)}(\eta_1) \rho_n^{(I)}(\eta_2)} - 1 \right) \rangle = \alpha \left[\frac{\Gamma_{\eta_1, \eta_2}^{(2)}(\eta_1, \eta_2)}{\rho_n^{(I)}(\eta_1) \rho_n^{(I)}(\eta_2)} - 1 \right]$$

where: $\alpha = \frac{\langle K(K-1) \rangle}{\langle K \rangle}$

An effective cluster size can be defined as: $K_{eff} = \alpha + 1 = \langle K \rangle + \frac{\sigma_K^2}{\langle K \rangle}$
 (Nucl. Phys. B 86:201, 1975)

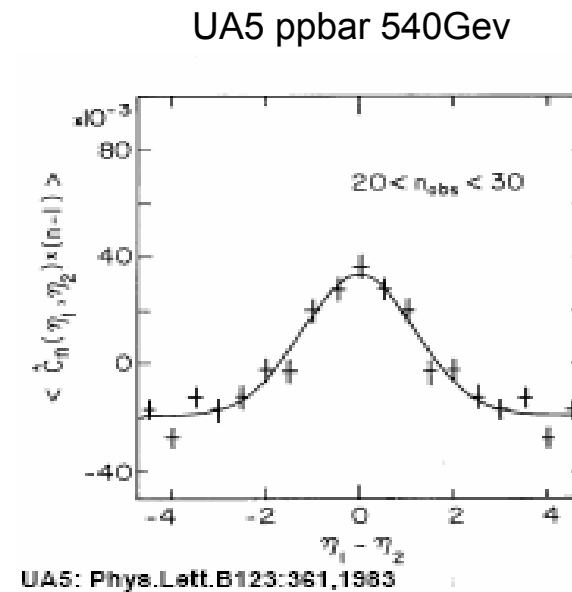
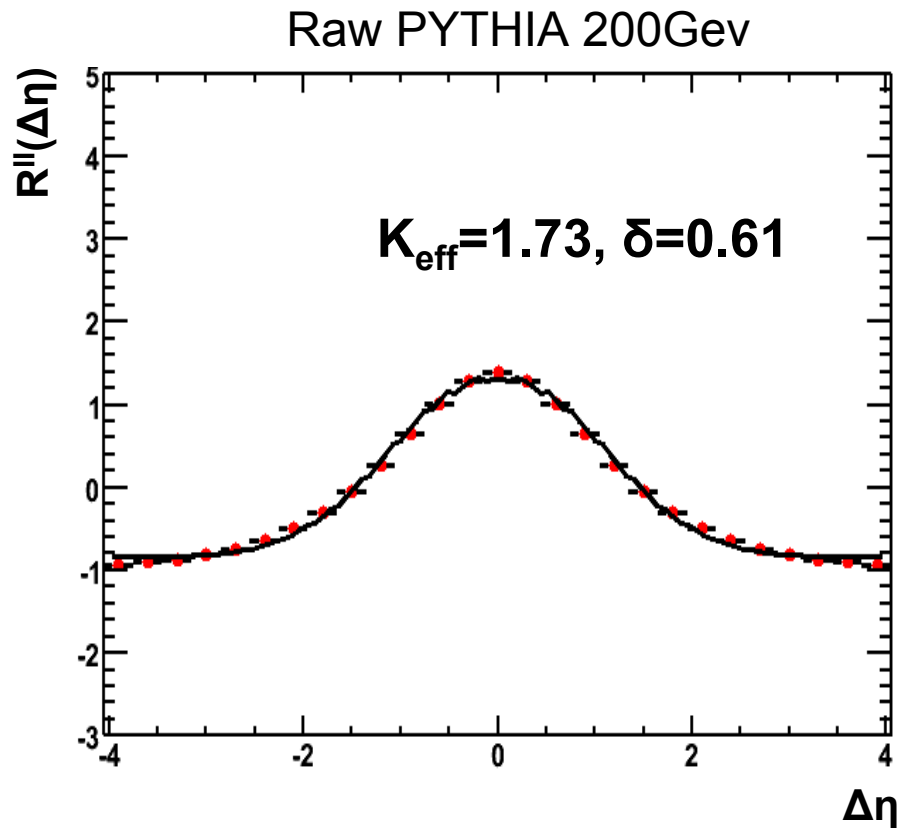
Cluster model and Two-particle rapidity C.F.

A fit to the C.F. to extract cluster: $R''(\Delta\eta) = \alpha \left[\frac{\Gamma(\Delta\eta)}{B(\Delta\eta)} - 1 \right]$ $\Gamma(\Delta\eta) \propto \exp\left(-\frac{(\Delta\eta)^2}{4\delta^2}\right)$



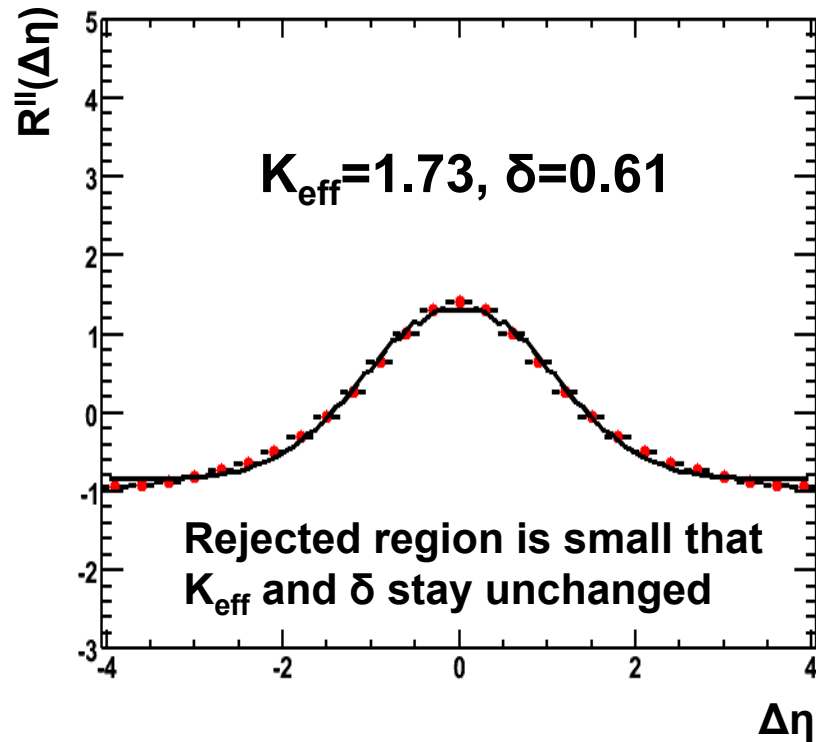
Cluster model and Two-particle rapidity C.F.

A fit to the C.F. to extract cluster: $R''(\Delta\eta) = \alpha \left[\frac{\Gamma(\Delta\eta)}{B(\Delta\eta)} - 1 \right]$ $\Gamma(\Delta\eta) \propto \exp\left(-\frac{(\Delta\eta)^2}{4\delta^2}\right)$



Cluster model and Two-particle rapidity C.F.

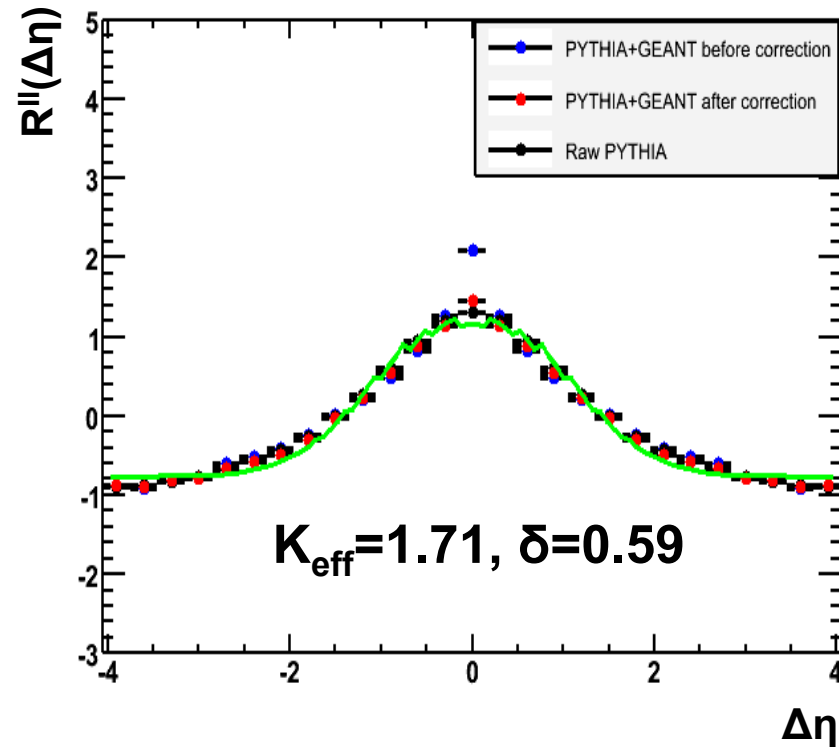
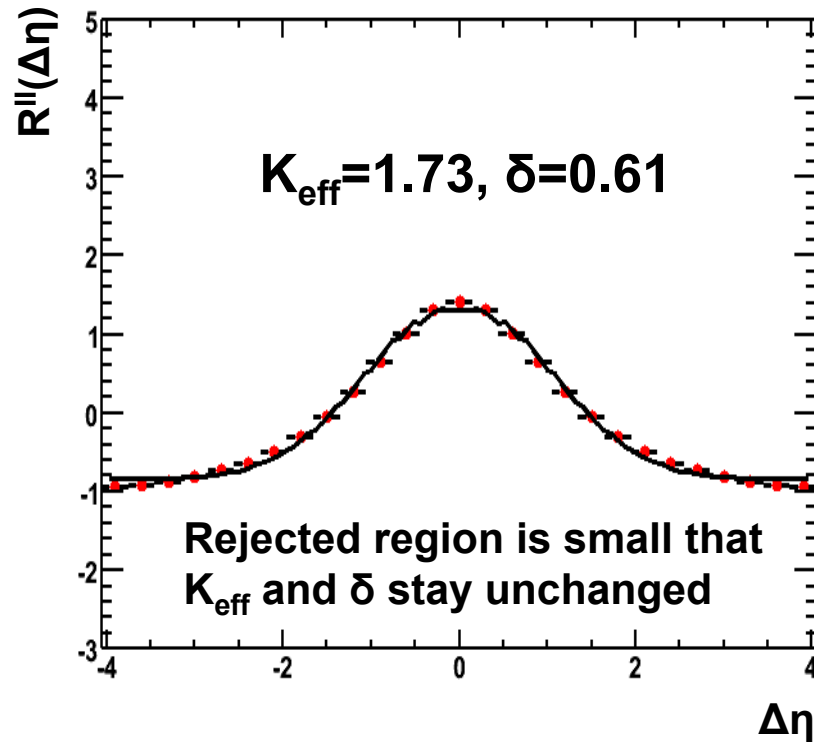
Raw PYTHIA after cutting off the region:
 $|\Delta\phi| < 5.625, |\Delta\eta| < 0.3$



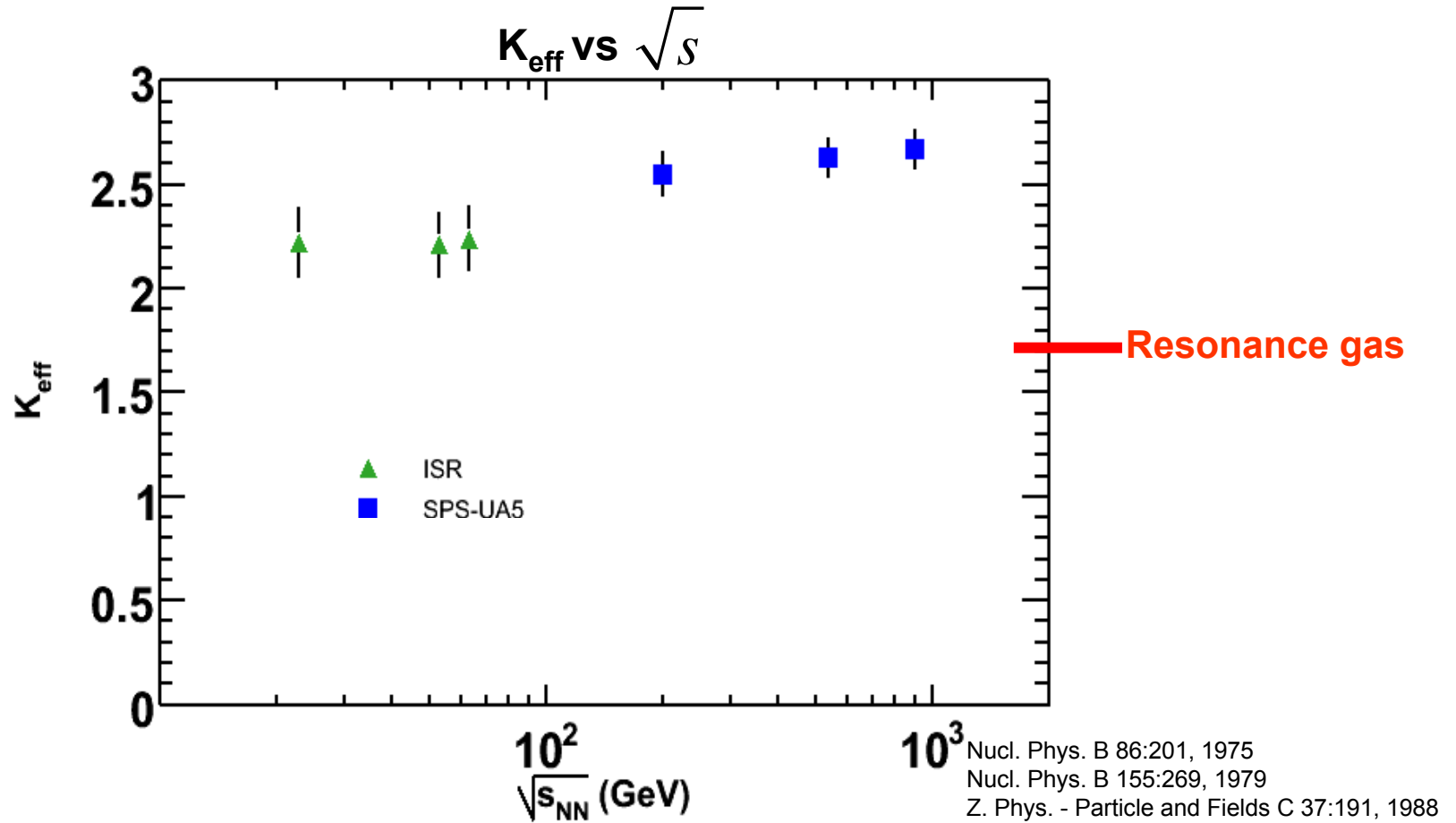
Cluster model and Two-particle rapidity C.F.

Raw PYTHIA after cutting off the region:
 $|\Delta\phi| < 5.625, |\Delta\eta| < 0.3$

- Correction is mainly located in the most central bin;
- Detector effects are eliminated reasonable well.

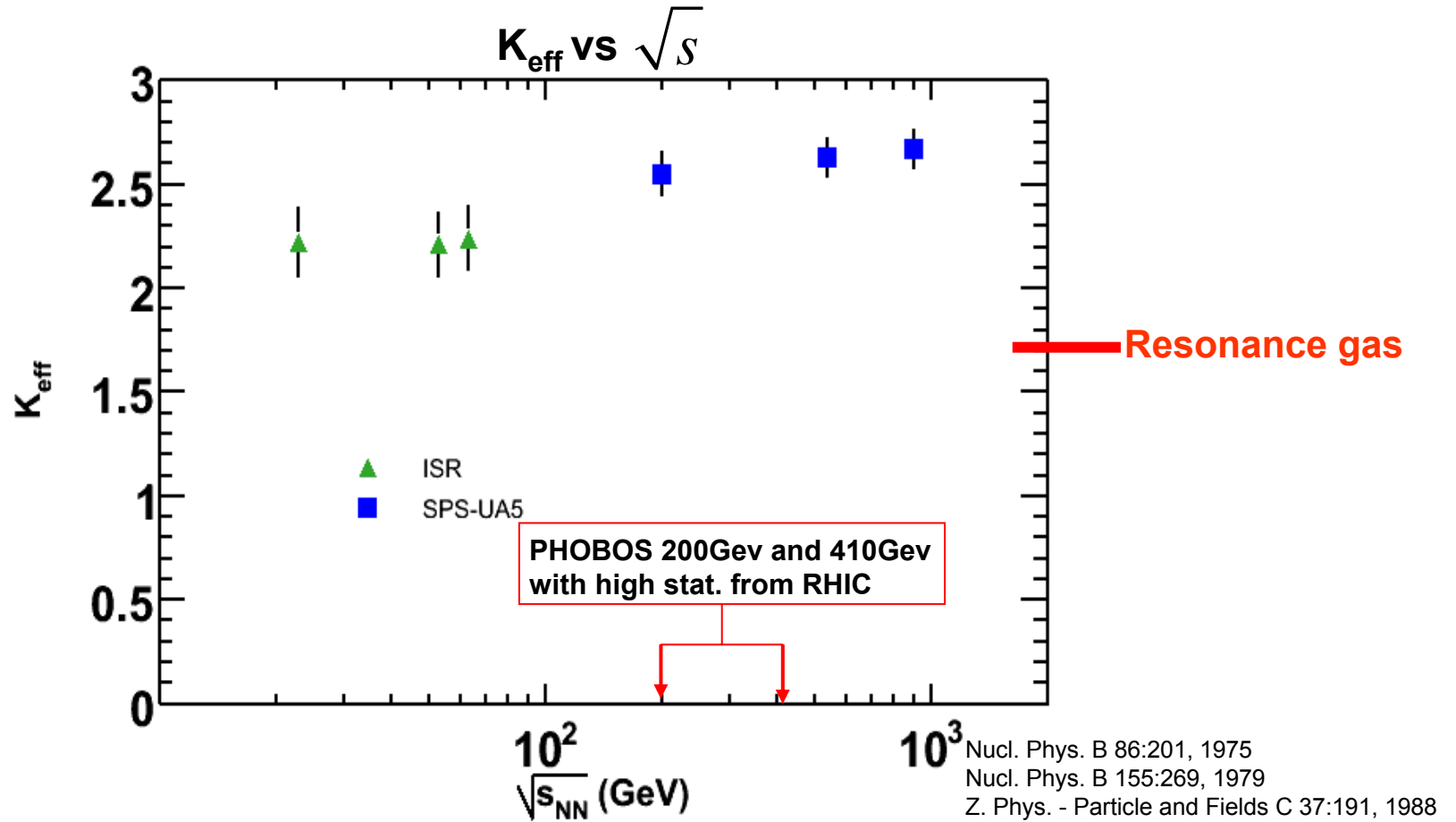


Clusters in pp collisions



Resonance gas is not enough to explain the observed cluster multiplicity

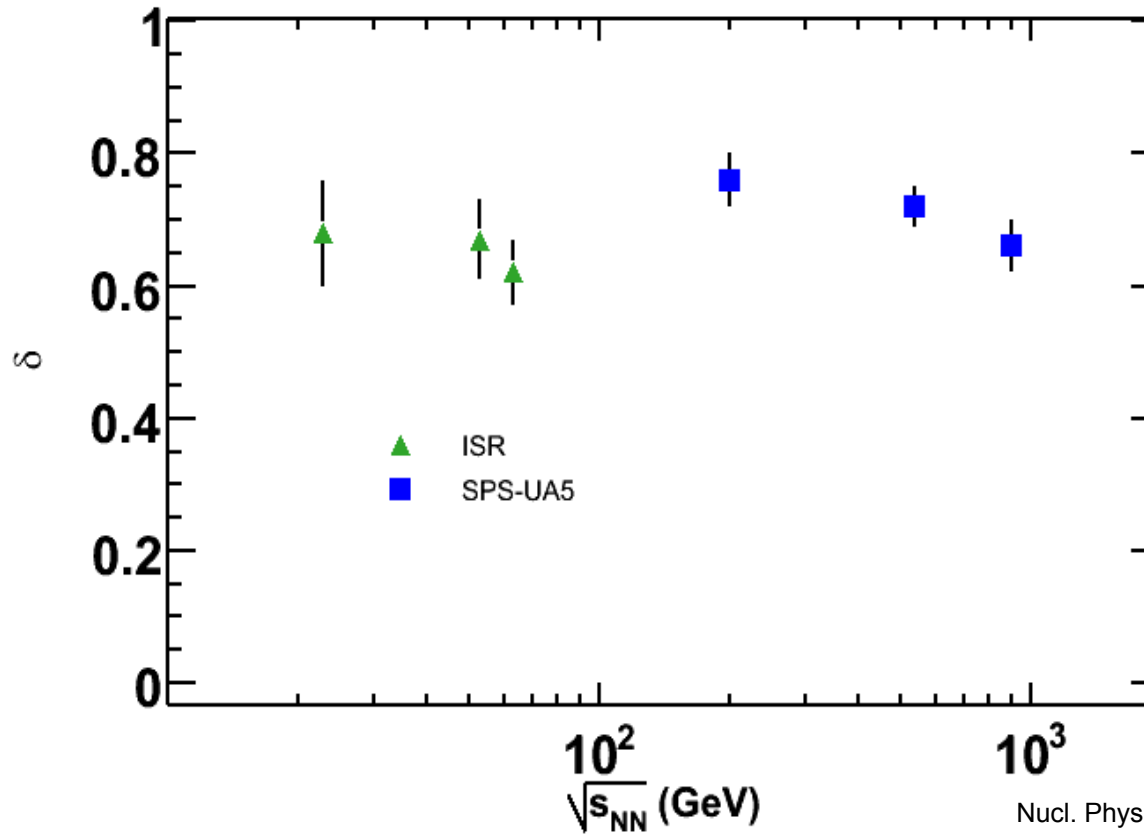
Clusters in pp collisions



Resonance gas is not enough to explain the observed cluster multiplicity

Clusters in pp collisions

Cluster decay width δ vs \sqrt{s}

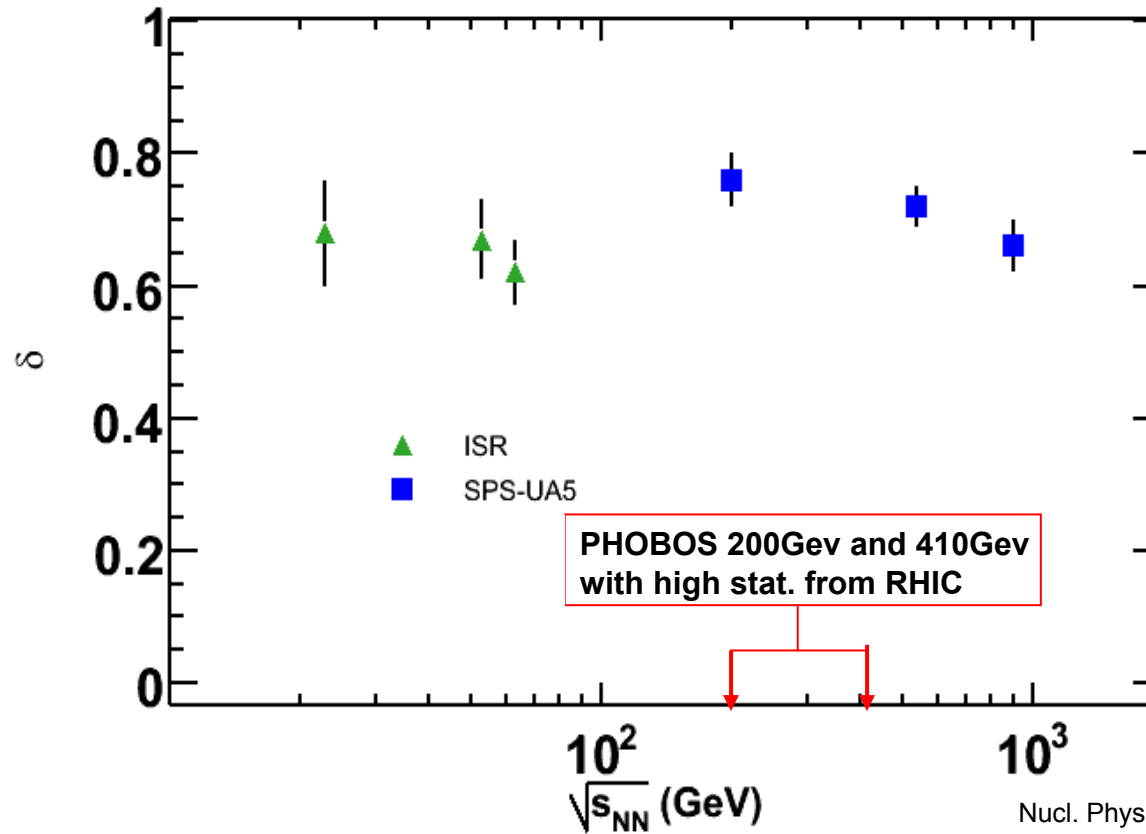


Nucl. Phys. B 86:201, 1975
Nucl. Phys. B 155:269, 1979
Z. Phys. - Particle and Fields C 37:191, 1988

Almost remains constant with energy

Clusters in pp collisions

Cluster decay width δ vs \sqrt{s}



Nucl. Phys. B 86:201, 1975
Nucl. Phys. B 155:269, 1979
Z. Phys. - Particle and Fields C 37:191, 1988

Almost remains constant with energy



Summary

- Overall correlation structure from two particle angular correlation at a broad range in phase space.
- Two particle rapidity correlation function is interpreted in the context of cluster model. The information of cluster multiplicity and decay width can be extracted;
- Review of the previous cluster measurements in pp collisions and perspectives of PHOBOS;

Results for pp at PHOBOS will be ready soon!

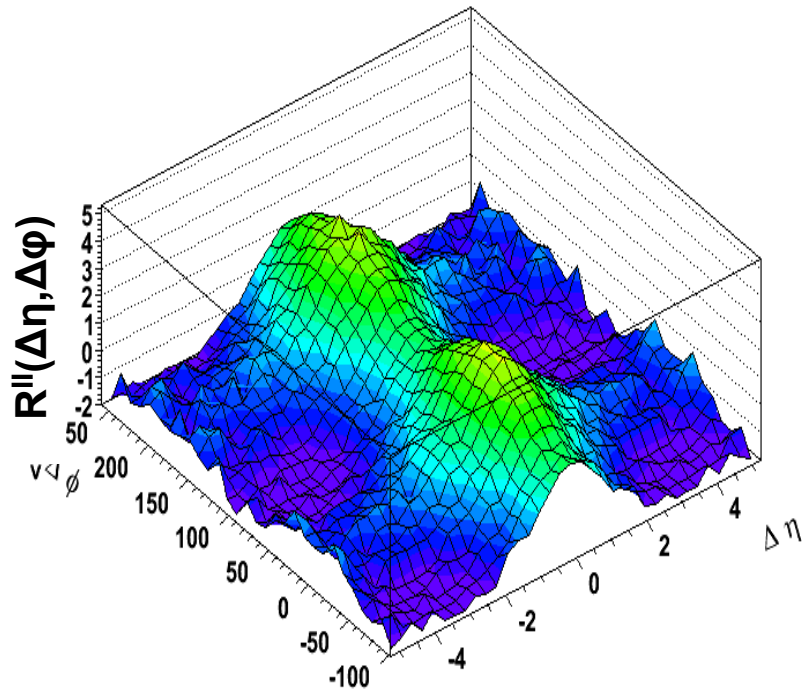


Outlook:

Two-particle angular correlation in Heavy Ion

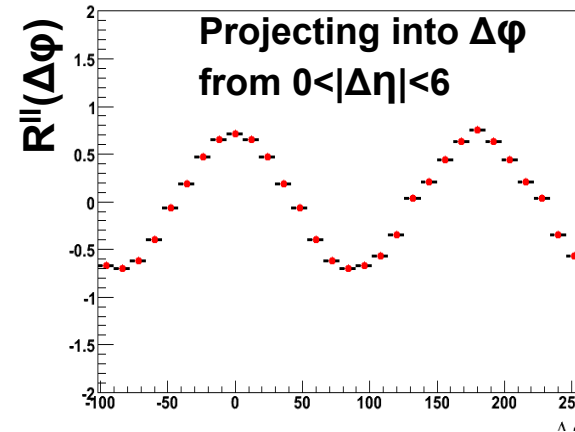
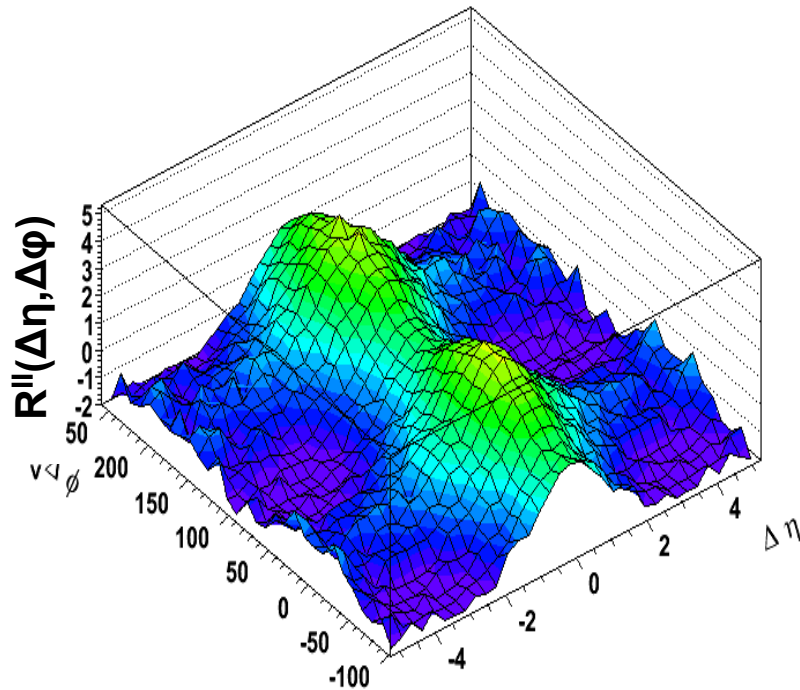
Two-particle correlations in AA

Mod. HIJING CuCu 200Gev
with triangular-shaped v_2

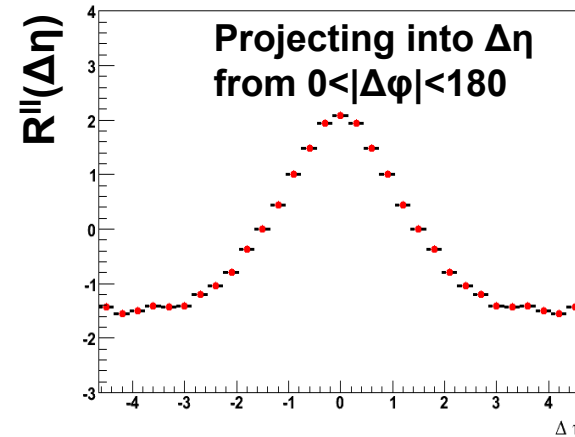


Two-particle correlations in AA

Mod. HIJING CuCu 200Gev
with triangular-shaped v_2




Flow effects $\langle v_2^2 \rangle$



Clusters in AA

Comprehensive study of two-particle correlation structure in pp, dA and AA will help disentangle different effects in complex heavy ion collision system!



Backups

Various definition of correlation function

1) $C(\eta_1, \eta_2) = \langle (N-1)(F(\eta_1, \eta_2) - B(\eta_1, \eta_2)) \rangle$ -----UA5 Collaboration

2) $C(\eta_1, \eta_2) = \langle (N-1) \left(\frac{F(\eta_1, \eta_2)}{B(\eta_1, \eta_2)} - 1 \right) \rangle$

3) $C(\eta_1, \eta_2) = \langle N \rangle \left\langle \frac{F(\eta_1, \eta_2)}{B(\eta_1, \eta_2)} - 1 \right\rangle$ -----STAR Collaboration

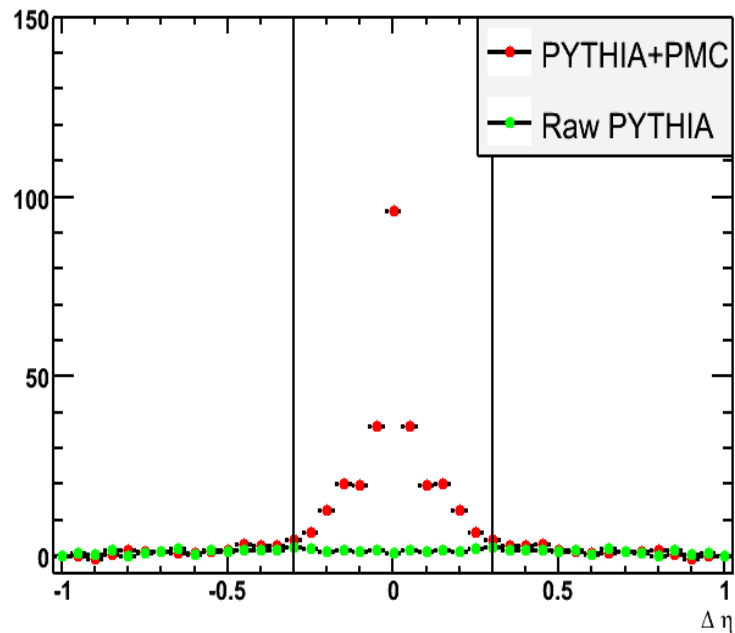
4) $C(\eta_1, \eta_2) = \langle N \rangle \langle F(\eta_1, \eta_2) - B(\eta_1, \eta_2) \rangle$ |

$$F(\eta_1, \eta_2) = \frac{1}{N(N-1)} \frac{d^2 N}{d\eta_1 d\eta_2}, \quad B(\eta_1, \eta_2) = \frac{1}{N^2} \frac{dN dN}{d\eta_1 d\eta_2}$$

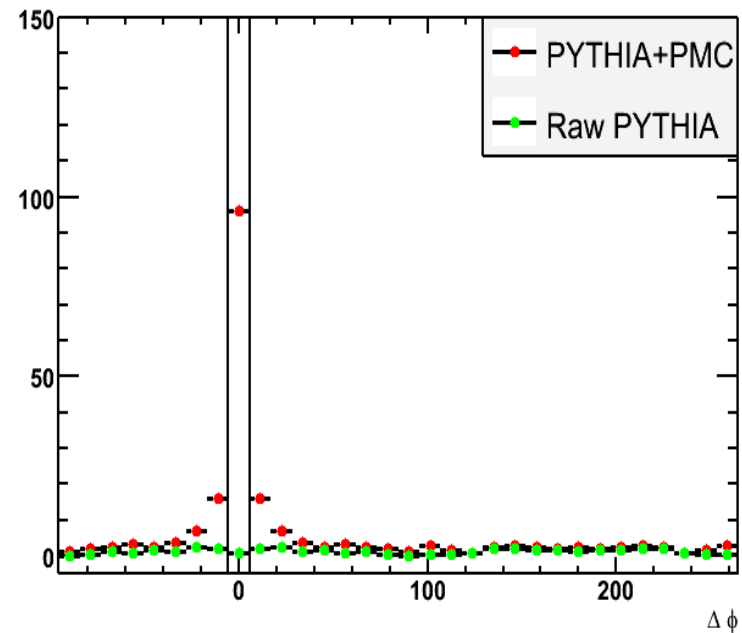
The range of secondary effects

Pick out one slice of 2D C.F. at $\Delta\phi=0$ and $\Delta\eta=0$ respectively and compare Raw PYTHIA and PYTHIA+GEANT

Slice of 2D C.F. at $\Delta\phi=0$



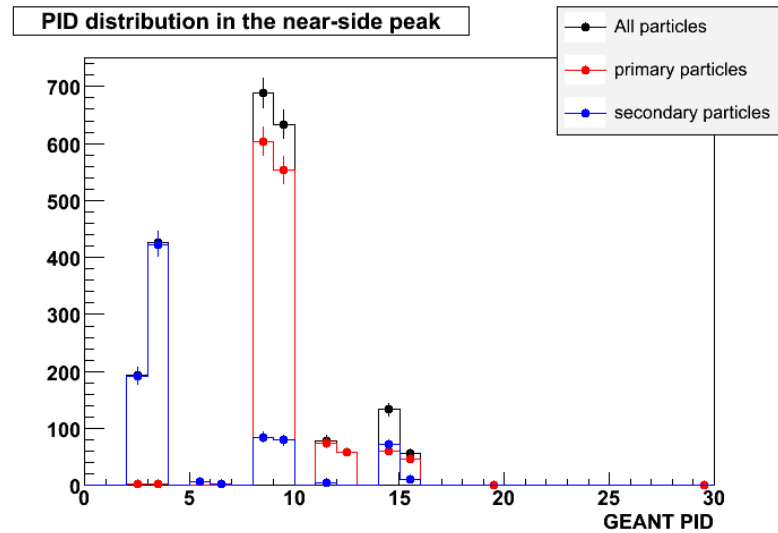
Slice of 2D C.F. at $\Delta\eta=0$



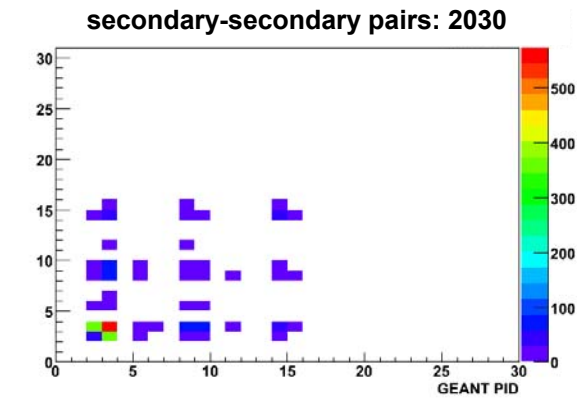
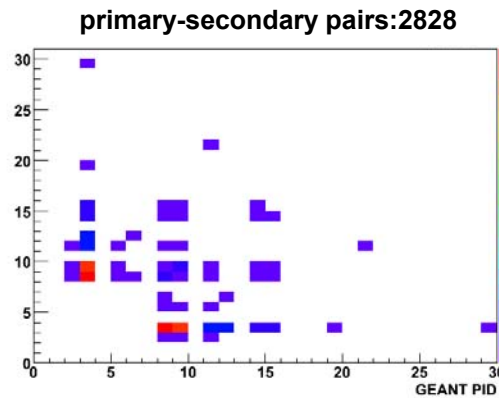
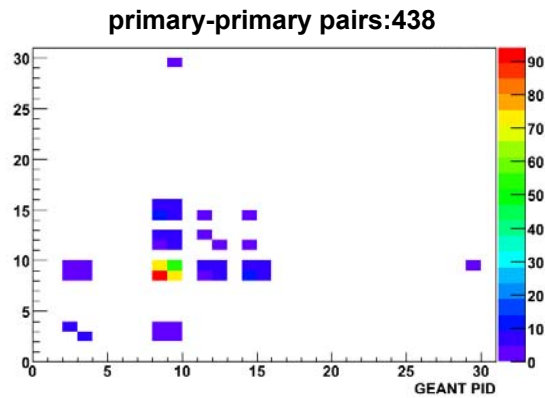
Rejected region: $|\Delta\phi|<5.625, |\Delta\eta|<0.3$

Secondary effects to the high peak

At the region of $|\Delta\phi| < 5.625, |\Delta\eta| < 0.3$:

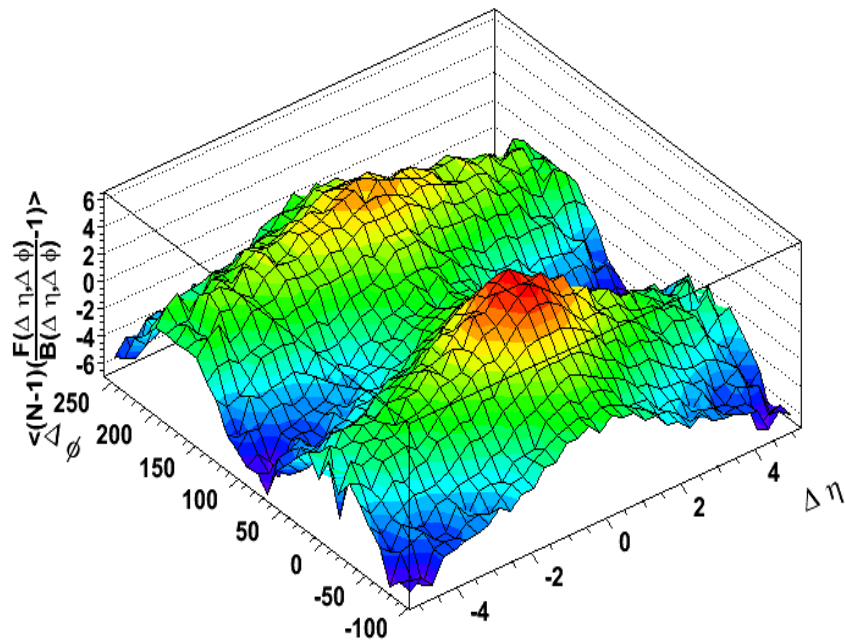


PID distribution:



V1 contribution to two-particle C.F.

HIJING CuCu 200Gev with flat v1 and v2



V1 enhances near-side and decreases away-side for small $\Delta\eta$, vice versa for large $\Delta\eta$.

