

Rapidity dependency of coalescence in Au-Au collisions at $\sqrt{s_{NN}} = 200$ GeV

Casper Nygaard (*for the BRAHMS Collaboration*)

Niels Bohr Institute, University of Copenhagen,
Blegdamsvej 17, 2100 Copenhagen, Denmark

E-mail: cnygaard@nbi.dk

Abstract. Up through the history of Heavy Ion Physics experiments have presented measurements of the deuteron coalescence parameter, B_2 , at midrapidity. These measurements have yielded information about the collision at the timescale of hadronic freeze-out. Utilizing the unique possibility of detecting charged particles in a wide window of rapidity ($y = 0 - 3.2$) with the BRAHMS experiment, measurements of B_2 in four rapidity bins can now be presented. This work presents $\sqrt{s_{NN}} = 200$ GeV Au-Au collisions (0-20% centrality). It is found that B_2 remains constant going from midrapidity to very forward rapidities, indicating that the collision volume at freeze-out remains constant in the same rapidity range.

1. Introduction

The concept of deuteron coalescence describes the probability of a neutron and a proton (close in momentum space) coalescing into a deuteron. Experimentally this is measured through the coalescence parameter, B_2 , which is given by:

$$B_2 = \frac{E_d \cdot \frac{d^3 N}{dp_d^3}}{(E_p \cdot \frac{d^3 N}{dp_p^3})^2} \quad (1)$$

It is worth noticing that in (1) it is assumed that the proton and neutron distribution functions are the same. For more detailed work their differences should be taken into account. The formed deuteron will have a momentum, p_d , of approximately twice the forming proton momentum, p_p . Since the deuteron is a very loosely bound system ($E_{bind} = 2.22$ MeV) the coalescence parameter serves as a probe of the collision at the timescale of freeze-out.

Previously B_2 has been measured at numerous experiments at mid-rapidity, showing that for at least pre-RHIC energies B_2 decreases as a function of energy [2]. Furthermore measurements have shown that B_2 increases as a function of p_T , consistent with a transverse flow [KILDER]. All these previous measurements have been conducted in the

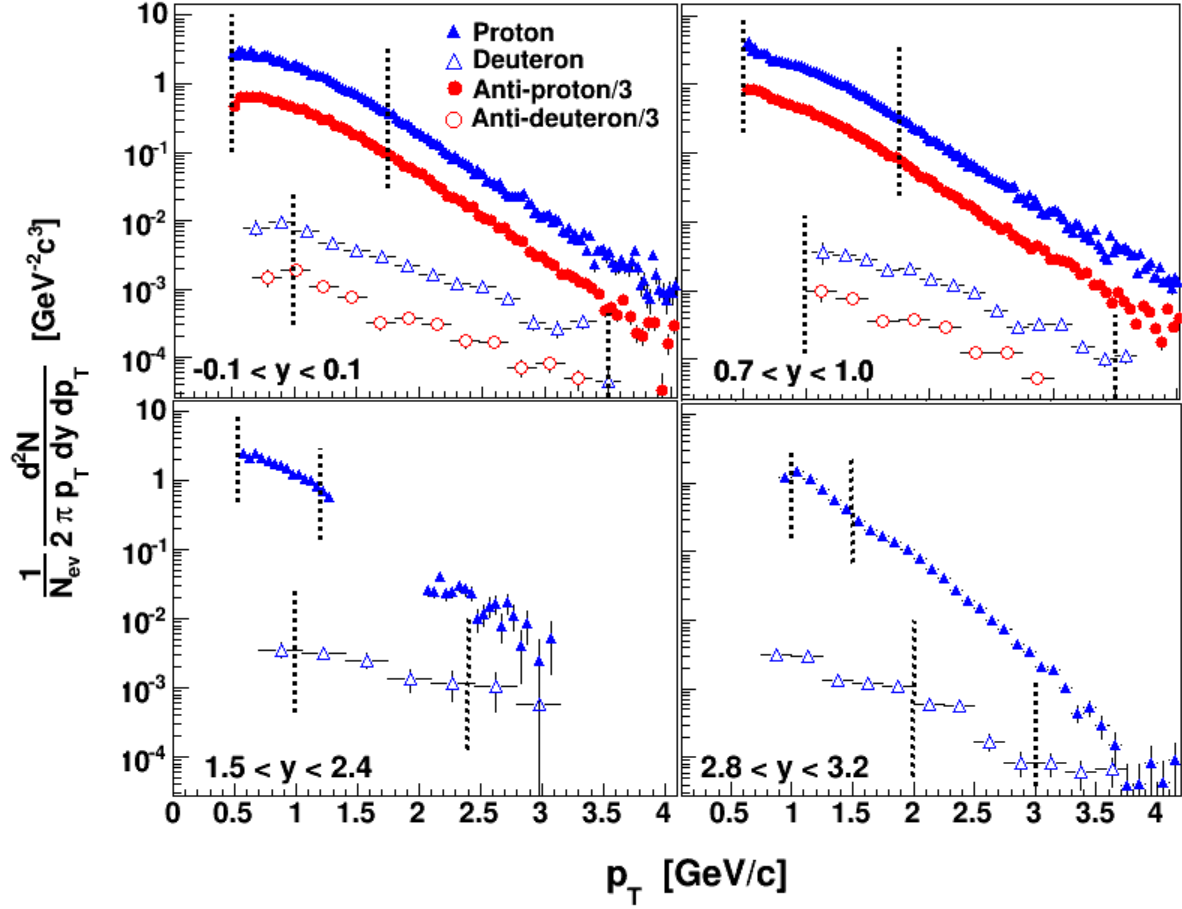


Figure 1. Invariant proton and deuteron spectra at four rapidity bins, and their anti-particle counterpart spectra at rapidity $y \sim 0$ and $y \sim 1$. The vertical dashed lines indicate the interval for each spectrum, used to construct the coalescence parameter. Solid blue triangles denotes Protons, open blue triangles denotes deuterons, solid red circles denotes anti-protons and finally open red circles denotes anti-deuterons .

midrapidity region, whereas the aim for this work is to utilize the unique possibility of the BRAHMS experiment, to measure charged particles at very forward rapidities.

It has been proposed by a multitude of models [KILDER] that the coalescence parameter is inversely connected to the volume of the collision at the time of freeze-out.

2. Results

The data presented in this analysis were obtained with two movable magnetic spectrometers, the MidRapidity Spectrometer (MRS) and the Forward Spectrometer (FS), as well as a global detector system for event characterization. In the MRS, Particle IDentification (PID) was done using Time-Of-Flight (TOF) walls. For the FS, PID was done using a Ring Imaging CHerenkov (RICH) detector, in conjunction with TOF walls. This work analyzes Au-Au collisions at $\sqrt{s_{NN}} = 200$ GeV taken at

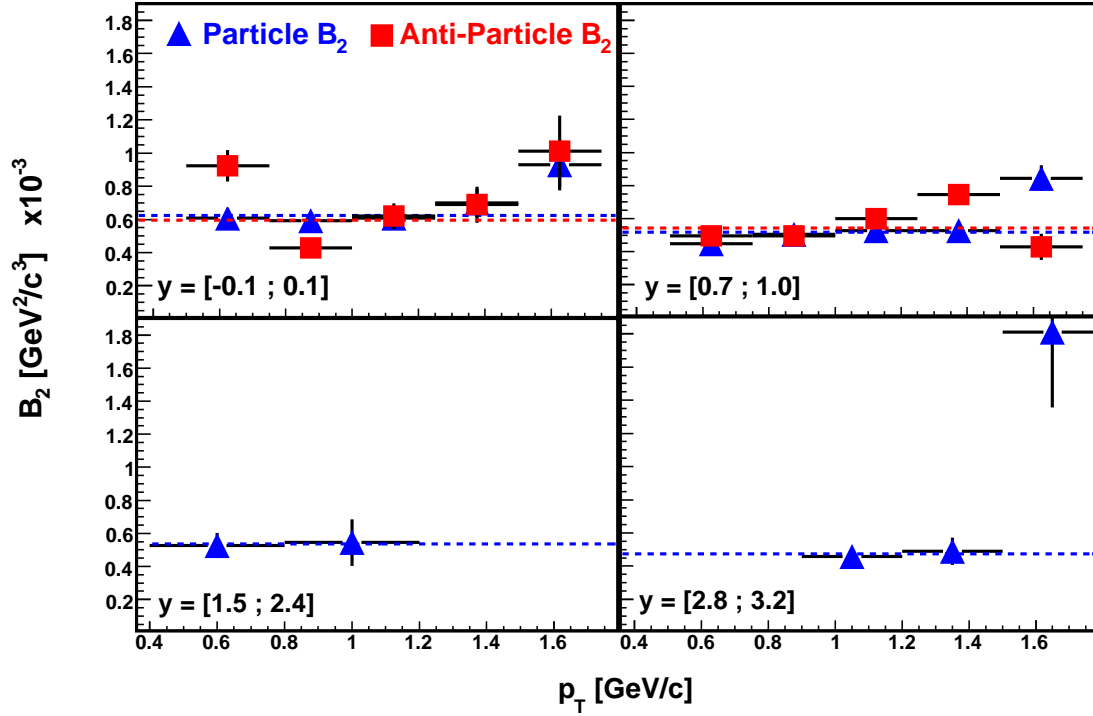


Figure 2. The coalescence parameter, B_2 , as a function of transverse momentum, at four rapidity bins. Solid blue triangles denotes particle B_2 and solid red squares denotes anti-particle B_2 . The dashed horizontal lines shows the weighted average of each set of points.

the BRAHMS experiment in 2004. The analysis is constrained to looking at central (0-20%) collisions. Furthermore for this work four rapidity bins were selected for analysis, specifically $y = [-0.1; 0.1]$, $[0.7; 1.0]$, $[1.5; 2.4]$, $[2.8; 3.2]$.

In figure 1 the invariant proton and deuteron spectra for all four rapidity slices are presented. For the midrapidity slices also anti-proton and anti-deuteron spectra are presented in figure 1. The (anti-)proton spectra presented have been corrected for multiple scattering, absorption and weak decay. For the (anti-)deuteron spectra these corrections are work in progress. The vertical dashed lines in figure 1 illustrates the transverse momentum intervals used to construct B_2 for each spectrum. The difference in range for protons and deuterons stems from the fact that protons(/neutrons) at momentum X coalesce into a deuteron at momentum $2X$, i.e. the deuteron range is twice the proton range.

Figure 2 shows the B_2 vs. p_T in each rapidity bin. B_2 is found to be rising as a function of p_T for both particles and anti-particles at the first two rapidity bins (in accordance with previous experiments as stated previously). For forward rapidities this behaviour can not be concluded due to lack of deuteron statistics. The dashed lines in figure 2 corresponds fitting each set of points to find the weighted average. In this work

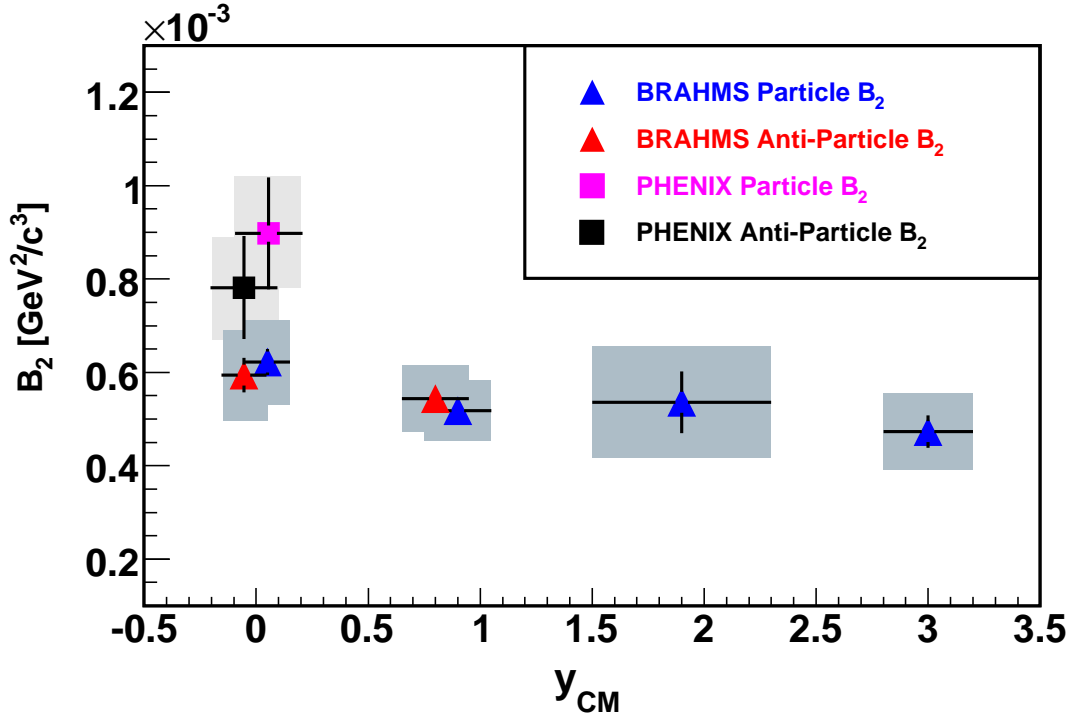


Figure 3. B_2 as a function of rapidity. This work is presented as blue (particle B_2) and red (anti-particle B_2) triangles, whereas the black/magenta square stems from previous PHENIX measurements [6]. Errors on the BRAHMS points presented are statistical (bars) and the total error (boxes). For the PHENIX points errors presented are the total error.

the average of the p_T -dependant coalescence parameter for a certain rapidity bin will be used as the coalescence parameter for that rapidity bin.

Figure 3 shows B_2 at the various rapidity bins. The statistical errors on the BRAHMS points are shown as lines, whereas the error box shows the total error, i.e the statistical error plus an estimated systematic error of 10 %. Included in the figure are results deducted from the PHENIX experiment [6]. These points have been deducted by fitting their official data to a zero'th degree polynomium; hence the points in figure 3 are not published PHENIX results.

3. Summary

Measurements of the deuteron coalescence parameter have been presented. The deuteron coalescence parameter is found to be constant within errors at all four rapidity bins, as seen in figure 3 . Furthermore no difference is found between the coalescence parameter for particles and anti-particles. This indicates that in the examined window of rapidity the volume of the collision at freezeout is comparable.

References

- [1] pearson paper
- [2] I. G. Bearden *et al.* *NA44 Collaboration*, Antideuteron Production in 158A GeV/c Pb+Pb Collisions, Phys. Rev. Lett. 85, 2681 - 2684 (2000).
- [3] M. Adamczyk *et al.* *BRAHMS Collaboration*, The BRAHMS experiment at RHIC, Nuclear Instruments and Methods in Physics Research Section A: Accelerators, Spectrometers, Detectors and Associated Equipment, Vol. 499, Issues 2-3, pg. 437-468.
- [4] I. Arsene *et al.* *BRAHMS Collaboration*, Quark Gluon Plasma and Color Glass Condensate at RHIC? The Perspective from the BRAHMS Experiment, Nucl. Phys. A757 (2005) 1-27, nucl-ex/0410020
- [5] Poleri paper
- [6] S. S. Adler *et al.* *PHENIX Collaboration*, Deuteron and Antideuteron Production in Au+Au Collisions at $\sqrt{s_{NN}} = 200$ GeV, Phys. Rev. Lett. 94, 122302 (2005).